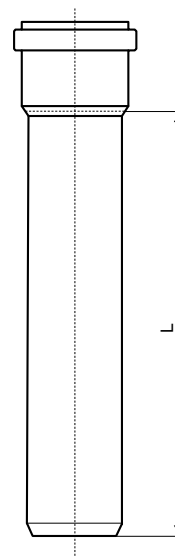
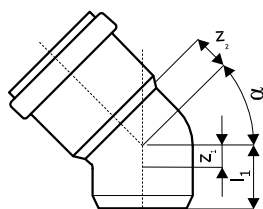


KG 2000 – Tubería SN 10**KG2000EM – Tubo con manguito (push-fit)**

Ref. Nº	DN	L [mm]	Uds. Caja / Pallet
770320	110	500	1/80
770340	110	1.000	1/80
770360	110	2.000	1/80
770380	110	5.000	1/80
770420	125	500	1/60
770440	125	1.000	1/54
770460	125	2.000	1/54
770480	125	5.000	1/54
770520	160	500	1/35
770540	160	1.000	1/35
770560	160	2.000	1/35
770580	160	5.000	1/35
770620	200	500	1/20
770640	200	1.000	1/25
770660	200	2.000	1/25
770680	200	5.000	1/25
770740	250	1.000	1/16
770770	250	3.000	1/16
770790	250	6.000	1/16
770840	315	1.000	1/9
770870	315	3.000	1/9
770890	315	6.000	1/9
770940	400	1.000	1/4
770970	400	3.000	1/4
770990	400	6.000	1/4
771040	500	1.000	1/4
771070	500	3.000	1/4
771090	500	6.000	1/4



KG 2000 – Accesorios SN 10**KG2000B – Codo**

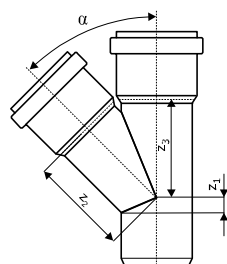
Ref. N°	DN	α	z_1	z_2	l_1	Uds.
771300	110	15°	9	16	87	4/260
771400	125	15°	10	19	93	4/160
771500	160	15°	24	19	120	4/84
771600	200	15°	15	31	158	1/40
771700	250	15°	23	44	163	1/24
771800	315	15°	28	56	188	1/12
771900	400	15°	29	67	220	1/6
771100	500	15°	67	183	263	1/2

Ref. N°	DN	α	z_1	z_2	l_1	Uds.
771310	110	30°	17	23	95	4/240
771410	125	30°	19	27,5	102	4/160
771510	160	30°	24	34	125	4/84
771610	200	30°	29	46	162	1/40

Ref. N°	DN	α	z_1	z_2	l_1	Uds.
771320	110	45°	26	29	94	4/200
771420	125	45°	29	36	112	4/144
771520	160	45°	37	45	144	4/60
771620	200	45°	46	57	189	1/38
771720	250	45°	59	77	199	1/20
771820	315	45°	73	98	233	1/10
771920	400	45°	92	120	283	1/5

Ref. N°	DN	α	z_1	z_2	l_1	Uds.
771330	110	67°	41	47	119	4/180
771430	125	67°	44	54	127	4/120
771530	160	67°	56	69	161	2/60

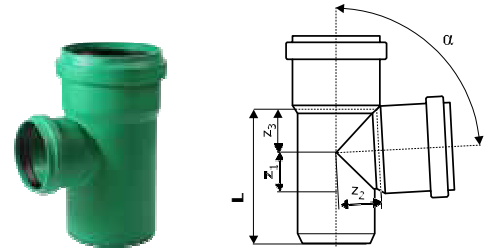
Ref. N°	DN	α	z_1	z_2	l_1	Uds.
771350	110	87°	59	65	137	4/160
771450	125	87°	66	72	145	4/108
771550	160	87°	84	91	180	2/60

**KG2000EA – Derivación 45°**

Ref. N°	DN	α	z_1	z_2	z_3	L [mm]	Uds.
772330	110/110	45°	26	134	134	228	4/96
772340	125/110	45°	81	91	91	240	2/76
772440	125/125	45°	29	152	152	255	2/64
772350	160/110	45°	2	168	162	250	2/46
772450	160/125	45°	10	179	175	260	2/40
772550	160/160	45°	37	195	195	320	2/28
772560	200/160	45°	19	221	218	-	1/20
772660	200/200	45°	46	244	244	-	1/15
772760	250/160	45°	57	258	311	-	1/10
772770	250/250	45°	57	311	311	-	1/8
772850	315/160	45°	40	301	250	-	1/7
772860	315/200	45°	72	325	393	-	1/5
772880	315/315	45°	72	393	393	-	1/4
772940	400/160	45°	82	394	526	-	1/3
772960	400/200	45°	55	417	555	-	1/2
772990	400/400	45°	78	683	683	-	1/1
771130	500/160	45°	-	-	-	820	1/2

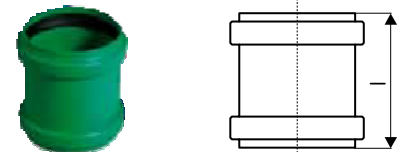
KG2000EA – Derivación 87°

Ref. Nº	DN	α	z_1	z_2	z_3	L [mm]	Uds.
774330	110/110	87°	59	64	64	197	4/120
774350	160/110	87°	15	141	140	227	2/46
774550	160/160	87°	81	91	91	279	2/32



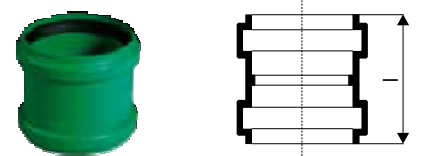
KG2000U – Manguito

Ref. Nº	DN	l [mm]	Uds.
778300	110	136	4/280
778400	125	151,4	4/200
778500	160	185	4/96
778600	200	239	1/54
778700	250	275	1/30
778800	315	299	1/12
778900	400	345	1/8
771160	500	394	1/4



KG2000MM – Manguito doble

Ref. Nº	DN	l [mm]	Uds.
777300	110	136	4/280
777400	125	151,4	4/200
777500	160	185	4/96
777600	200	239	1/54
777700	250	275	1/30
777800	315	299	1/12
777900	400	345	1/8
771170	500	407	1/4



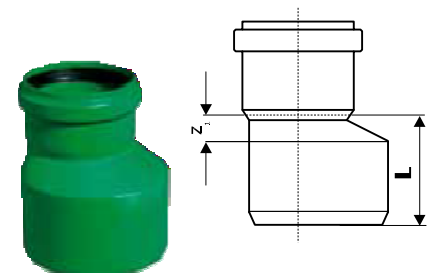
KG2000M – Tapa

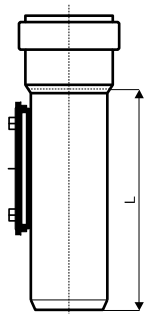
Ref. Nº	DN	l [mm]	Uds.
777320	110	55	4/780
777420	125	55	4/580
777520	160	70	4/260
777620	200	85	2/160
777720	250	88	1/100
777820	315	98	1/50
777920	400	116	1/32
771180	500	149	1/12



KG2000R – Reducción excéntrica

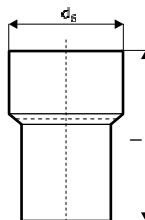
Ref. Nº	DN	z_1	L [mm]	Uds.
775340	125/110	16	99	4/240
775350	160/110	34	135	4/192
775450	160/125	28	129	4/104
775560	200/160	32	175	2/60
775670	250/200	49	181	1/40
775780	315/250	63	215	1/25
775880	400/315	91	271	1/10
771190	500/400	116	312	1/4





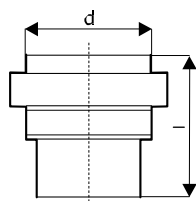
KG2000RE – Pieza de inspección con tapa

Ref. N°	DN	L [mm]	Uds.
778310	110	308	2/80
778410	125	313	2/70
778510	160	380	1/40
778610	200	410	1/20



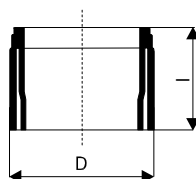
KG2000UG – Conexión a tubería de hierro fundido

Ref. N°	DN	d ₆	l [mm]	Uds.
778320	110	124	133	4/420
778420	125	151	151	1/360
778520	160	176	165	1/210



KG2000US – Conexión a tubería de gres (espita final)

Ref. N°	DN	d [mm]	l [mm]	Uds.
777380	110	138	168	4/288
777480	125	163	172	1/180
777580	160	194	226	4/96



KG2000USM – Conexión a tubería de gres

Ref. N°	DN	d [mm]	l [mm]	Uds.
777390	110	132	90	4/380
777490	125	160	92	1/320
777590	160	187	97	4/168

KG 2000 – Complementos y soportes



KG2000 – Goma de retención

Ref. N°	DN	Uds.
880400	110	20
880410	125	18
880420	160	21
880430	200	10
880440	250	-
880450	315	-
880460	400	-
880470	500	-



KG2000 – Junta (resistente al aceite)

Ref. N°	DN	Uds.
880500	110	20
880510	125	27
880520	160	10
880530	200	10
880540	250	-
880550	315	-
880560	400	-
880570	500	-

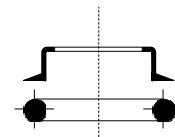
KG2000 – Junta para tubería de hierro fundido

Ref. Nº	DN	Uds.
881025	110	16



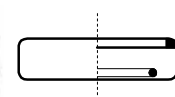
KG2000 – Juego de juntas

Ref. Nº	DN	Uds.
881030	125	10
881040	160	15



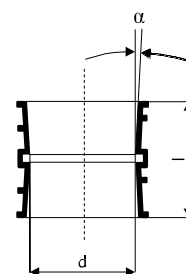
KG2000 – Junta de perfil (para KG2000US)

Ref. Nº	DN	Uds.
881100	110	144
881110	125	90
881120	160	50



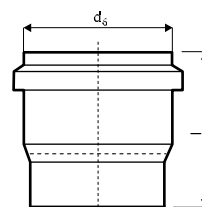
KG2000PU – Revestimiento de la cámara

Ref. Nº	DN	α	d [mm]	l [mm]	Uds.
820900	110	3°	110,4	110	1/325
821900	125	3°	125,4	110	1/270
822900	160	3°	160,5	110	1/180
823900	200	3°	200,6	110	1/114
820910	110	3°	110,4	240	1/168
821910	125	3°	125,4	240	1/135
822910	160	3°	160,5	240	1/84
823910	200	3°	200,6	240	1/45
824910	250	3°	250,8	240	1/33
825910	315	3°	316,0	240	1/18
826910	400	3°	401,2	240	1/15
827910	500	3°	501,5	240	1/12



KG2000BA – Conexión con tubo de hormigón

Ref. Nº	DN	l [mm]	Uds.
877570	150	165	1/90
877670	200	197	1/40



KG2000 – Lubricante

Ref. Nº	ml	Uds.
	150	-
13110	250	50/1500
	500	-
	1000	-

